

Notschalter NOT

Emergency stop  
switch NOT

123336-03

DE Montageanleitung  
GB Installation instructions



**Germany**  
GEZE Sonderkonstruktionen GmbH  
Planken 1  
97944 Boxberg-Schweigern  
Tel. +49 (0) 7930 9294 0  
Fax +49 (0) 7930 9294 10  
E-Mail: sk.de@geze.com  
GEZE GmbH  
Niederlassung Süd-West  
Tel. +49 (0) 7152 203 594  
E-Mail: leonberg.de@geze.com  
GEZE GmbH  
Niederlassung Süd-Ost  
Tel. +49 (0) 7152 203 6440  
E-Mail: muenchen.de@geze.com  
GEZE GmbH  
Niederlassung Ost  
Tel. +49 (0) 7152 203 6840  
E-Mail: berlin.de@geze.com  
GEZE GmbH  
Niederlassung Mitte/Luxemburg  
Tel. +49 (0) 7152 203 6888  
E-Mail: frankfurt.de@geze.com  
GEZE GmbH  
Niederlassung West  
Tel. +49 (0) 7152 203 6770  
E-Mail: essen.de@geze.com  
GEZE GmbH  
Niederlassung Nord  
Tel. +49 (0) 7152 203 6600  
E-Mail: hamburg.de@geze.com  
GEZE Service GmbH  
Tel. +49 (0) 1802 923392  
E-Mail: service-info.de@geze.com

**Austria**  
GEZE Austria  
E-Mail: austria.at@geze.com  
www.geze.at

**Baltic States**  
GEZE GmbH Baltic States office  
E-Mail: office-latvia@geze.com  
www.geze.com

**Benelux**  
GEZE Benelux B.V.  
E-Mail: benelux.nl@geze.com  
www.geze.be  
www.geze.nl

**Bulgaria**  
GEZE Bulgaria - Trade  
E-Mail: office-bulgaria@geze.com  
www.geze.bg

**China**  
GEZE Industries (Tianjin) Co., Ltd.  
E-Mail: chinasales@geze.com.cn  
www.geze.com.cn

GEZE Industries (Tianjin) Co., Ltd.  
Branch Office Shanghai  
E-Mail: chinasales@geze.com.cn  
www.geze.com.cn

GEZE Industries (Tianjin) Co., Ltd.  
Branch Office Guangzhou  
E-Mail: chinasales@geze.com.cn  
www.geze.com.cn

GEZE Industries (Tianjin) Co., Ltd.  
Branch Office Beijing  
E-Mail: chinasales@geze.com.cn  
www.geze.com.cn

**France**  
GEZE France S.A.R.L.  
E-Mail: france.fr@geze.com  
www.geze.fr

**Hungary**  
GEZE Hungary Kft.  
E-Mail: office-hungary@geze.com  
www.geze.hu

**Iberia**  
GEZE Iberia S.R.L.  
E-Mail: info@geze.es  
www.geze.es

**India**  
GEZE India Private Ltd.  
E-Mail: office-india@geze.com  
www.geze.in

**Italy**  
GEZE Italia S.r.l.  
E-Mail: italia.it@geze.com  
www.geze.it

GEZE Engineering Roma S.r.l.  
E-Mail: roma@geze.biz  
www.geze.it

**Poland**  
GEZE Polska Sp. z o.o.  
E-Mail: geze.pl@geze.com  
www.geze.pl

**Romania**  
GEZE Romania S.R.L.  
E-Mail: office-romania@geze.com  
www.geze.ro

**Russia**  
OOO GEZE RUS  
E-Mail: office-russia@geze.com  
www.geze.ru

**Scandinavia – Sweden**  
GEZE Scandinavia AB  
E-Mail: sverige.se@geze.com  
www.geze.se

**Scandinavia – Norway**  
GEZE Scandinavia AB avd. Norge  
E-Mail: norge.se@geze.com  
www.geze.no

**Scandinavia – Denmark**  
GEZE Danmark  
E-Mail: danmark.se@geze.com  
www.geze.dk

**Singapore**  
GEZE (Asia Pacific) Pte. Ltd.  
E-Mail: gezesea@geze.com.sg  
www.geze.com

**South Africa**  
GEZE Distributors (Pty) Ltd.  
E-Mail: info@gezesa.co.za  
www.geze.co.za

**Switzerland**  
GEZE Schweiz AG  
E-Mail: schweiz.ch@geze.com  
www.geze.ch

**Turkey**  
GEZE Kapi ve Pencere Sistemleri  
E-Mail: office-turkey@geze.com  
www.geze.com

**Ukraine**  
LLC GEZE Ukraine  
E-Mail: office-ukraine@geze.com  
www.geze.ua

**United Arab Emirates/GCC**  
GEZE Middle East  
E-Mail: gezeme@geze.com  
www.geze.ae

**United Kingdom**  
GEZE UK Ltd.  
E-Mail: info.uk@geze.com  
www.geze.com

## GEZE GmbH

Reinhold-Vöster-Straße 21–29 Tel.: 0049 7152 203 0  
71229 Leonberg Fax: 0049 7152 203 310  
Germany www.geze.com



## Bezeichnung / Description

- Notschalter, LED, 1-fach Rahmen AS 500 alpinweiß, Mat. Nr. 123132
- Emergency stop switch NOT, single frame AS 500 alpine white, Mat. no. 123132

## Zubehör / Accessories

Name	Mat. Nr.
AS 500 1-fach Rahmen / AS 500 single frame	115376
AS 500 2-fach Rahmen / AS 500 double frame	115377
AS 500 3-fach Rahmen / AS 500 triple frame	115378
AS 500 4-fach Rahmen / AS 500 quadruple frame	115379
AS 500 5-fach Rahmen / AS 500 quintuple frame	115380
Blindabdeckung BAB / Dummy cover BAB	118480

## Passende Schalterprogramme / Matching switch ranges

- Jung
  - AS 500
  - LS 990 (mit Zwischenrahmen / with intermediate frame)
  - ST550 (mit Zwischenrahmen / with intermediate frame)
- Merten
  - System M
- Berker
  - B3
  - B7
  - S1
- Gira
  - Standard 55
  - E2
  - Event
- Feller
  - EDIZIOdue

## Technische Daten / Technical data

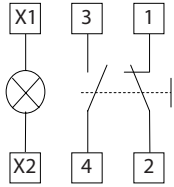
### LED

Spannung / Voltage: 24 V DC  
Strom / Current: 15 mA

### Schalter / switch

Spannung / Voltage: 24 V DC  
Strom / Current: 15 mA  
Schutzart / Protection rating: IP 40

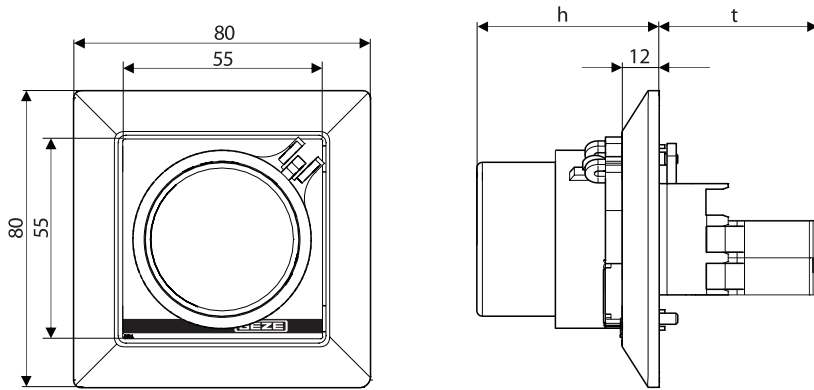
## Anschlussbild / Wiring diagram



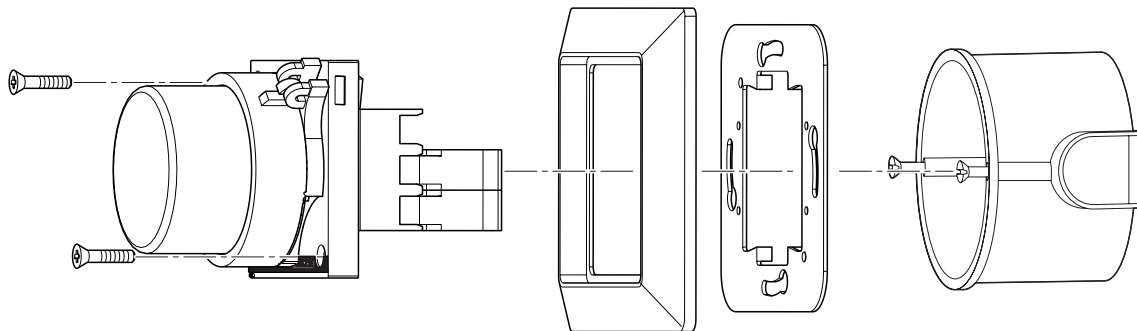
## Normen / Standards

EN 61508-1

## Maßzeichnungen / Dimensional drawings



## Zusammenbau / Assembly



# Schablone für Pfostenmontage / Template for installation on a post

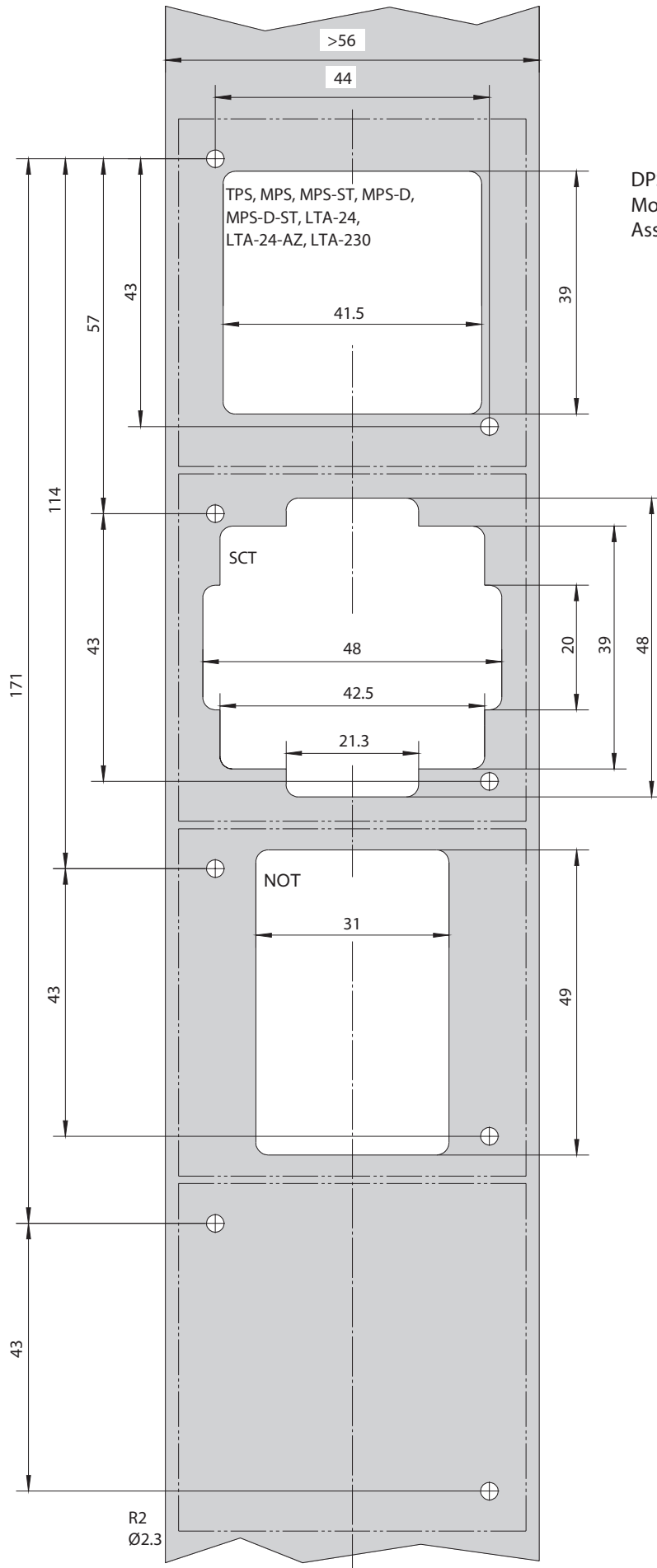


Die Papierschablone kann sich abhängig von der Luftfeuchtigkeit maßlich verändern. Verbindlich sind daher nur die Maßangaben.

► Vor der Verwendung Papierschablone maßlich kontrollieren und ggf. korrigieren.


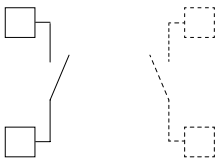
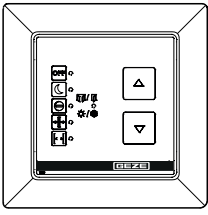
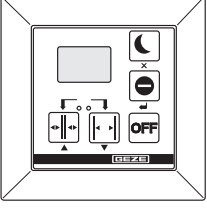
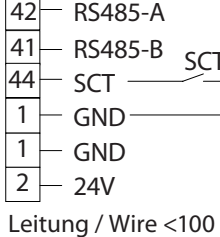
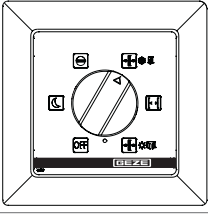
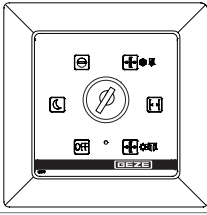
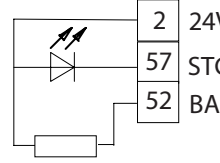
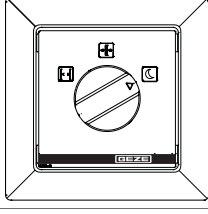
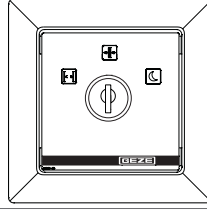
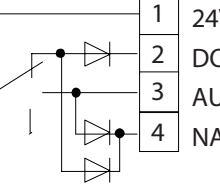
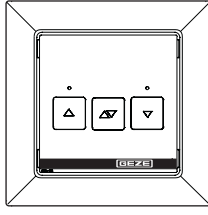
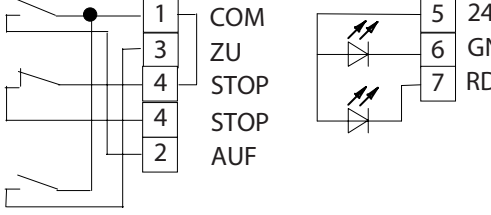
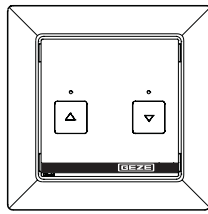
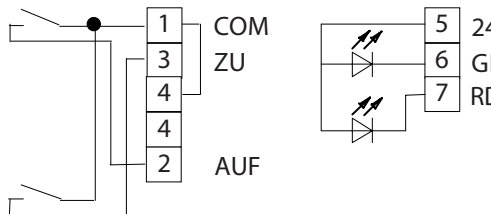
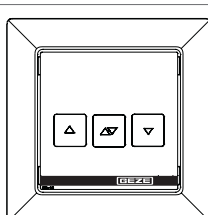
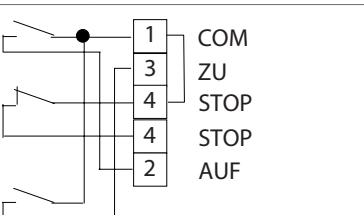
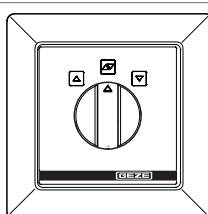
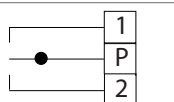
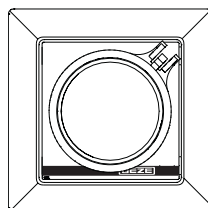
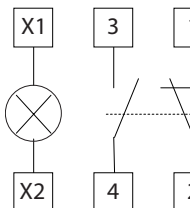
The dimensions of the paper template can change depending on air humidity. For this reason, only our dimensional specifications are applicable.

► Before using the paper template check the dimensions and correct if necessary.



DPS, LTA-LSA:  
Montage in Pfosten nicht möglich. /  
Assembly on a post not possible.

# Anschlusspläne / Wiring diagrams

Taster / Switches	Bezeichnung / Description	Mat. Nr. / Mat.No.	Taster / Switches	Bezeichnung / Description	Mat. Nr. / Mat. No.	Schaltplan / Circuit diagram	h [mm]	t [mm]
	SCT (1-pol.) SCT (2-pol.)	117996 118478					11	31.9
	TPS TPS-SCT TPS-KDT TPS-KDT-SCT	113231 113232 126582 126583		DPS mit/with OFF DPS ohne/without OFF DPS mit/with OFF SCT	151524 155809 155810	 42 RS485-A 41 RS485-B 44 SCT 1 GND 1 GND 2 24V Leitung / Wire <100 m	11.3	5.3 31.9
	MPS	113226		MPS-ST	113227	 2 24V 57 STG 52 BA	24	36
	MPS-D	118417		MPS-D-ST	118418	 1 24V 2 DO 3 AU 4 NA	24	36
	LTA-24 LTA-24-SCT	118473 127176				 1 COM 3 ZU 4 STOP 4 STOP 2 AUF 5 24V 6 GN 7 RD	11	26
	LTA-24-AZ	129393				 1 COM 3 ZU 4 AUF 5 24V 6 GN 7 RD	11	26
	LTA-230 LTA-230-SCT	118474 118475				 1 COM 3 ZU 4 STOP 4 STOP 2 AUF	11	26
	LTA-LSA	118476				 1 P 2	24	32
	NOT	123132				 X1 3 1 X2 4 2	54	56