

Order designation: PVZ piston diameter - 00 - stroke - eyebolt
 Example: PVZ 40 - 00 - 300 - M8x40 / Ø 6,1

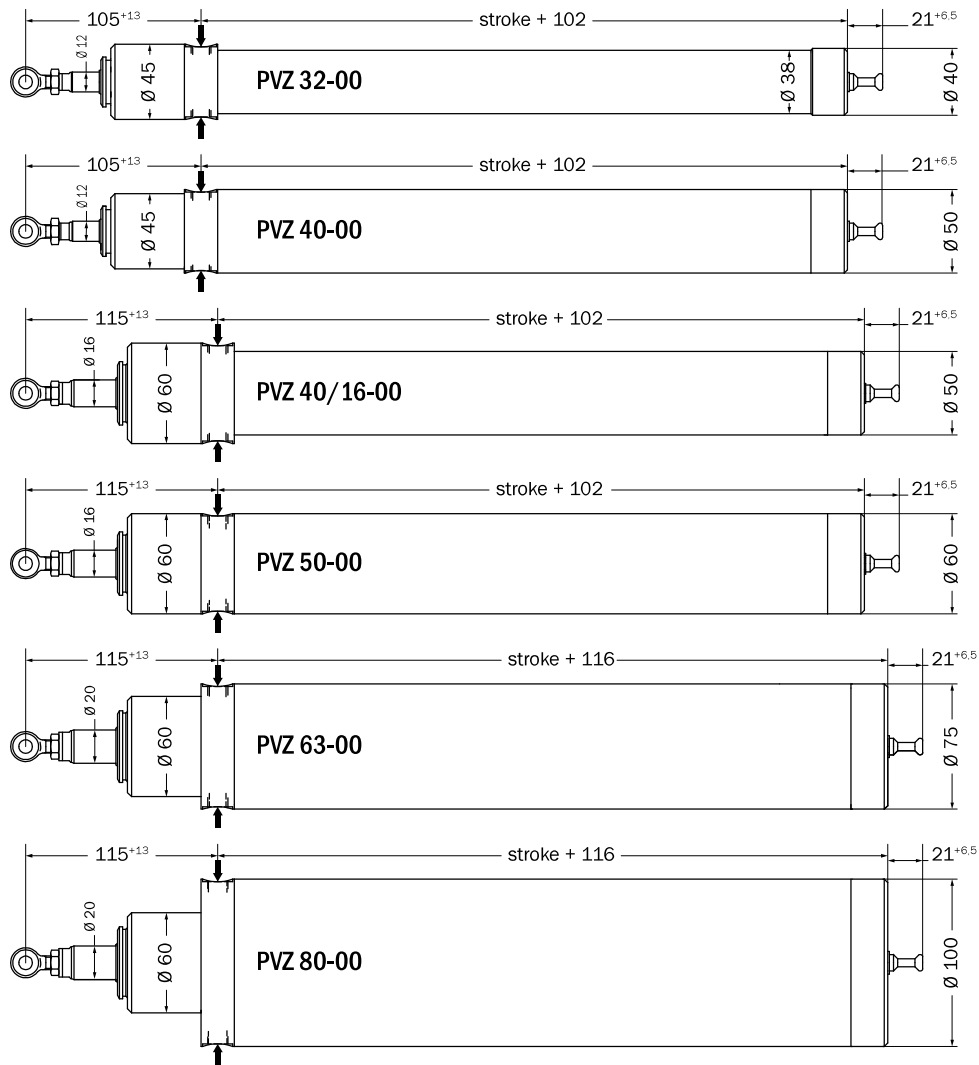
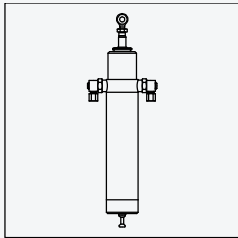
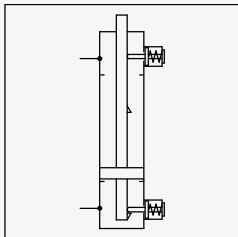


Illustration cylinder type 00



Circuit diagram cylinder type 00



Short description

By the pressurization of a “cylinder side” with simultaneous pressure release of the other “cylinder side” a shear/ tensile force is performed. The piston is locked in both end positions.

Technical data

| | |
|------------|---|
| connection | M 12 x 1 (cylinder head) |
| eyebolt | M 8 x 40 / Ø 6,1 or Ø 8,1 (other eyebolts possible) |
| stroke | according to selection |
| VdS number | G 502007 (up to 1100 mm stroke) |

Accessories

→chapter 6.1, page 205, “Accessory Overview”

| | |
|-------------------------|---|
| connection | →chapter 6.1, page 206 |
| pivot support | →chapter 6.2, page 221, “Pivot Support” |
| bracket | →chapter 6.2, page 226 |
| pipe bracket connection | →chapter 6.2, page 224 and page 225 |
| front bracket | →chapter 6.2, page 223, “Front Bracket” |