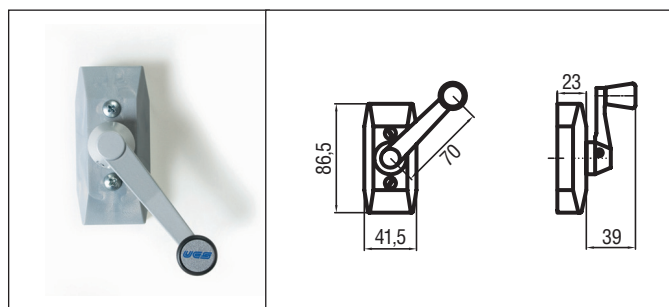


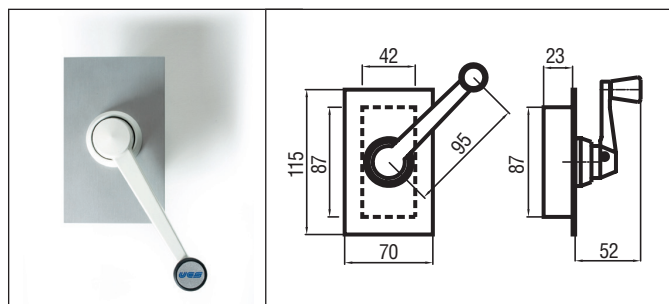
CONTROL OPERATORS TRANSMISSION



FLAT OPERATOR

PART No.	White	31560R
	Black	37161J
	Grey	40133A

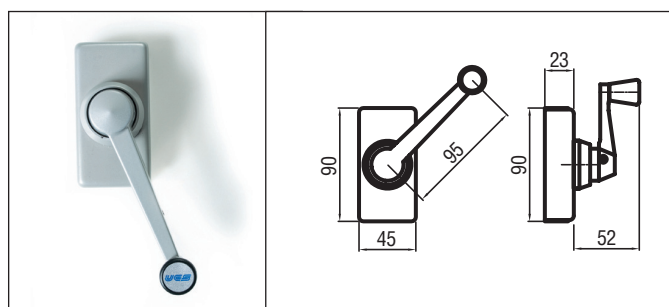
- It can be used with the 25 cm and 38 cm chain openers and with the locking opener for single bottom hinged windows.
- The inside mechanism and the handle are made in metal and the cover in plastic.
- Maximum cable length: 6 m. The spent travel tube is external.



CONCEALED OPERATOR

PART No.	30745X
----------	--------

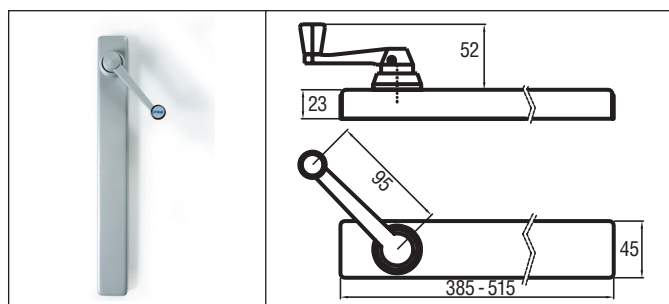
- It can be used with all opening mechanisms.
- It can be concealed into the wall or into the aluminium frame together with the spent travel tube.
- Completely made in metal with painted handle and aluminium anodized cover.



MINI OPERATOR

PART No.	White	RAL 9010	30748C
	Black	RAL 9005	36964S
	Grey	RAL 9006	36813E

- It can be used with all opening mechanisms.
- Completely made in metal. The spent travel tube is external.

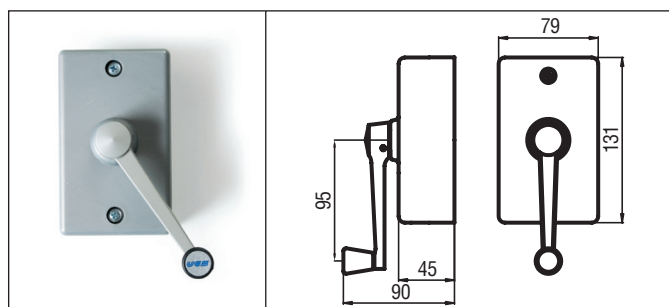


SIMPLE OPERATOR - EXTENDED SIMPLE OPERATOR

PART No.	STROKE 250 mm
STROKE 380 mm	

White	RAL 9010	30750U	41344K
Black	RAL 9005	32594G	41345L
Grey	RAL 9006	37035E	41346M

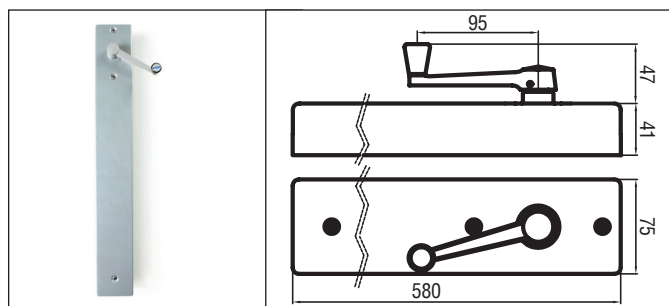
- Style and efficiency are the main features of this operator.
- It incorporates the antitorsion spent travel tube which allows a maximum stroke of 25 cm or 38 cm.
- Completely made in metal.



GEARED OPERATOR

PART No.	White	RAL 9010	40517S
	Black	RAL 9005	40543T
	Grey	RAL 9006	40544V

- Ratio: 5:1
- It can be used with all opening mechanisms.
- Particularly suitable for operating many windows simultaneously and moving heavy windows.
- The inside mechanism and the handle are made in metal. The front cover is made in plastic. The spent travel tube is external.



GEARED OPERATOR WITH LONG METALLIC COVER

PART No.	White	RAL 9010	40777R
	Black	RAL 9005	40778S
	Grey	RAL 9006	40779T

- Version of geared operator with inner anti-torque spent travel tube and metal cover