

Order designation: PZ piston diameter - 27 - stroke - eyebolt  
 Example: PZ 40-27-300-M8x40 / Ø 6,1

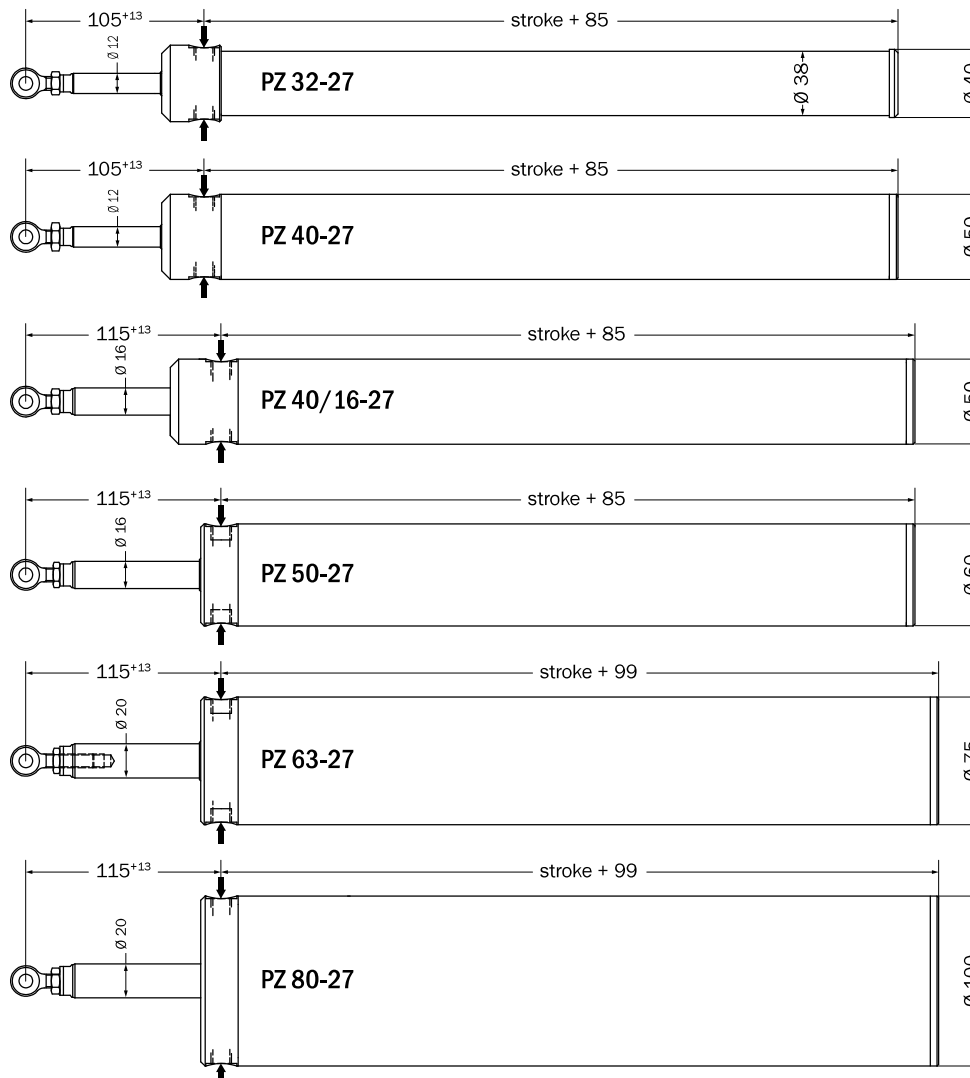
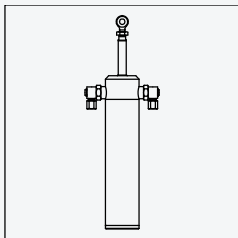
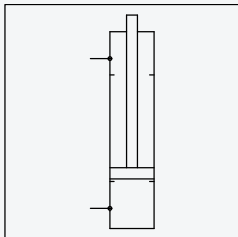


Illustration cylinder type 27



Circuit diagram cylinder type 27



## Short description

By the pressurization of a “cylinder side” with simultaneous pressure release of the other “cylinder side” a shear/ tensile force is performed.

## Technical data

connection	M 12 x 1 (cylinder head)
eyebolt	M 8 x 40 / Ø 6,1 or Ø 8,1 (other eyebolts possible)
stroke	according to selection
VdS number	G 502010 (up to 1100 mm stroke)

## Accessories

→chapter 6.1, page 205, “Accessory Overview”

connection	→chapter 6.1, page 206 (attention: “Close”-side with EV)
pivot support	→chapter 6.2, page 221, “Pivot Support”
bracket	→chapter 6.2, page 226
pipe bracket connection	→chapter 6.2, page 224 and page 225
front bracket	→chapter 6.2, page 223, “Front Bracket”