PNEUMATIC LOCKING CYLINDER PVZ TYPE 84

WINDOWDRIVES
BSC TECHNOLOGY

Order designation: PVZ piston diameter - 84 - stroke - eyebolt
Example: PVZ 40 - 84 - 300 - M 8 x 40 / Ø 6,1

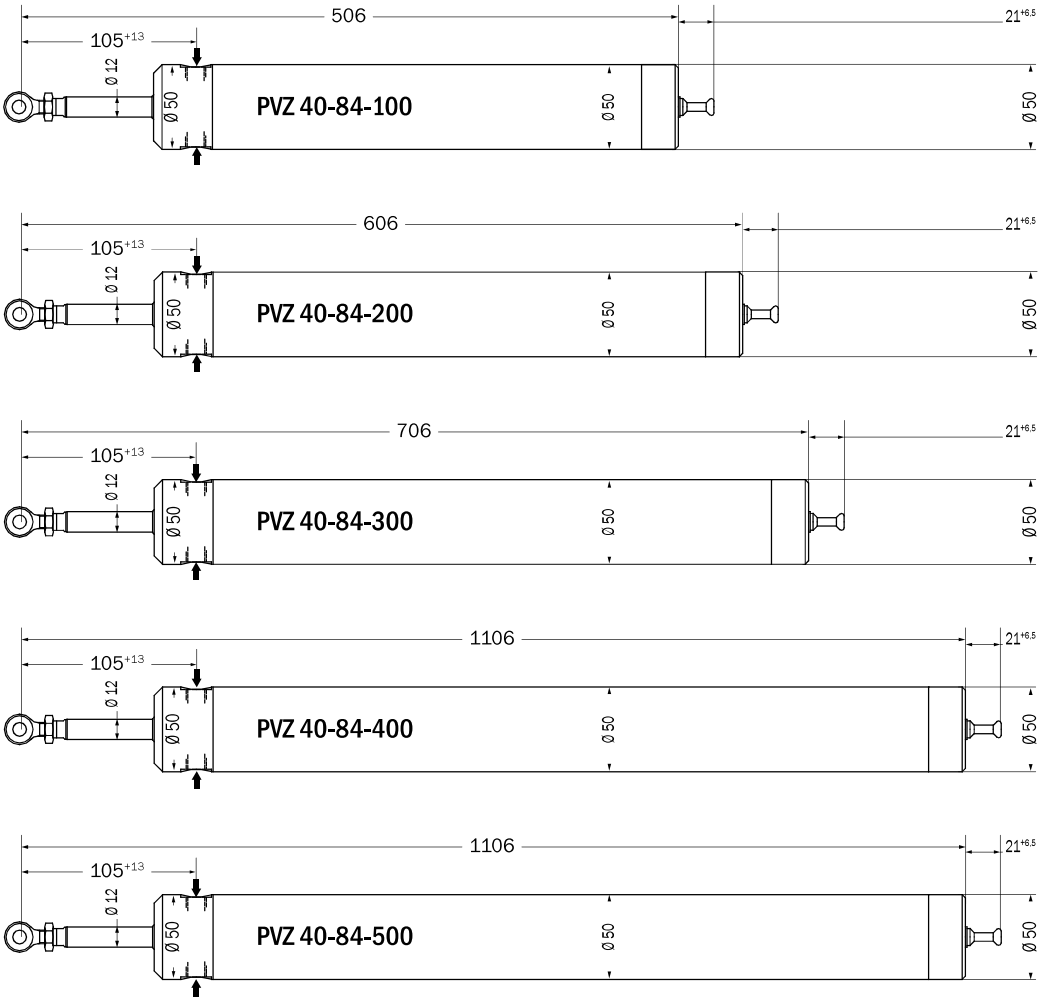

Illustration cylinder type 84

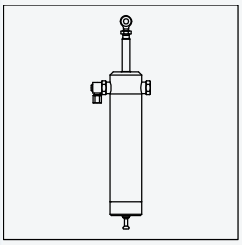

Circuit diagram cylinder type 84

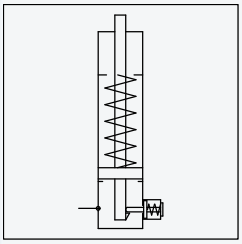

Short description

By the pressurization of the cylinder "Open"-side a shear movement of the piston rod is performed. With the pressure release of the cylinder "Open"-side a backwards tensile force movement is produced by the integrated spring. The piston rod is locked in the retracted position (without pneumatic pressure). Manual unlocking is performed by pulling at the unlocking piston.

Technical data

connection	M 12 x 1 (cylinder head)
eyebolt	M 8 x 40 / Ø 6,1 or Ø 8,1 (other eyebolts possible)
Spring force (retracted)	80 – 150 N (required force for cylinder locking)
Spring force (extended)	250 – 350 N (the cylinder must drive against this spring force)
stroke	100, 200, 300, 400, 500, other optional strokes

Accessories

→chapter 6.1, page 205, "Accessory Overview"

connection	→chapter 6.1, page 206 (Attention: "Close"-side with EV)
pivot support	→chapter 6.2, page 221, "Pivot Support"
bracket	→chapter 6.2, page 226
pipe bracket connection	→chapter 6.2, page 224 and page 225
front bracket	→chapter 6.2, page 223, "Front Bracket"

BSC Technology GmbH
Dr.-Köhl-Straße 6 | D-95119 Naila
Tel.: +49 9282 48731-0 | +49 9282 48731-29
info@jofo.de
www.jofo.de

Subject to change without notice. The publication of this list supersedes all previous lists.